



Your Pets, Our Care

SHERNBAO PET PRODUCTS MFG CO., LTD.
武汉神宝宠物用品有限公司

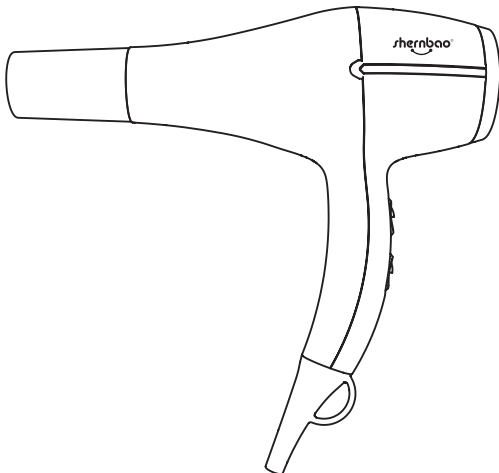
☎ 400-658-8428

🌐 WWW.SHERNBAO.COM

📍 ROOM 1608, UNIT A, NO.38 MINYUAN ROAD WUHAN, CHINA
武汉东湖新技术开发区民院路38号龙安港汇城A单元16层08室



Model: HD101A/HD101Ai



PROFESSIONAL PET DRYER
HIGH POWER BLOWER FOR PETS

PET DRYER

SAFETY INSTRUCTIONS

- 1.If the power cord is damaged, it must be replaced by qualified personnel from the manufacturer's maintenance department or a similar qualified service entity to prevent hazards.
- 2.This dryer is not intended for use by people with physical disabilities, slow reactions, or mental impairments (including children), unless a guardian supervises and provides guidance on the use of the dryer, and assumes responsibility for the user's safety.
3. After using the dryer in the bathroom, always unplug it. A potential hazard remains if the appliance is near water, even when switched off.
- 4.This dryer is available in three configurations:
220V~50Hz 1200W
220V-240V~50/60Hz 1200W-1500W
125V~60Hz 1200W
5. Use a power outlet that meets certified safety standards and has sufficient rated capacity for the device. The dryer must be connected to a dedicated circuit separate from other appliances.
- 6.Do not use this product near textiles, flammable objects, or flammable gases (such as petroleum gas, volatiles, paint thinners, sprays, etc.).
- 7.Do not block the air inlet and air outlet during use. Clean it after use to prevent the accumulation of grease and other residues.
- 8.Please clean the air inlet regularly to ensure smooth air intake, which can extend the service life of the dryer.
- 9.Never leave the dryer unattended while it is running. When finished using or in case of a power outage during use, turn off the wind speed and temperature control switches first, and then unplug the plug from the socket.
- 10.Avoid dropping the dryer or subjecting it to strong impacts.
- 11.Do not connect any accessories of other brands to this dryer.
- 12.Please regularly check the condition of the power cord. If the plug, power cord, or the dryer itself is damaged, do not use it again.
- 13.Do not coil the power cord around the dryer.
- 14.Do not use thinners, benzene, or other solvents to clean the dryer.
- 15.Do not disassemble the dryer under any circumstances during abnormal operation or malfunction.
- 16.⚠️ The symbol on the dryer indicates "Do not use the dryer while bathing or showering". Do not use it near water - filled containers such as bathtubs and washbasins, and do not use it with wet hands.

①

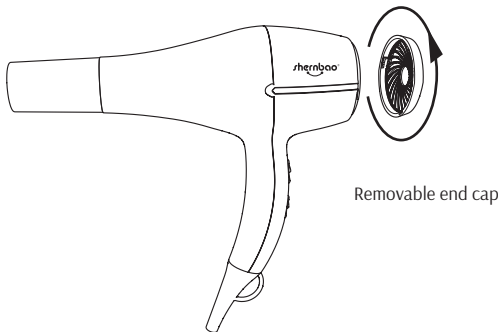
CLEANING

USER MAINTENANCE INSTRUCTIONS

This dryer is equipped with a thermostat that allows the dryer to maintain temperature within the operating range. During use, do not brock the air inlet and outlet.
When using this dryer near water (such as in bathrooms), it should be connected to a power outlet equipped with a ground-fault circuit interrupter (GFCI) to prevent electrical shock.

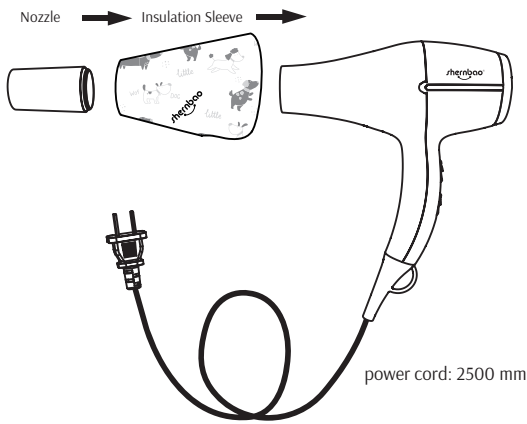
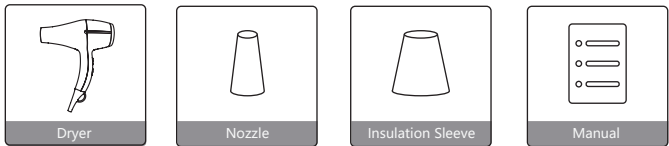
CLEANING THE FILTER

- Clean the filter regularly.
- Remove the end cap of the dryer by turning it counter clockwise.
- Take out the filter and clean it off.
- The filter is washable. If wash it, please ensure it is completely dried before put it back to the dryer.
- Then put back the end cap and lock it.



②

ACCESSORIES



Attach the nozzle and the insulation sleeve before use the dryer.

③

OPERATING INSTRUCTION

HOW TO USE THIS DRYER

The dryer is equipped with a thermostat. If blocked air inlet or outlet cause temperatures to exceed the safe operating range, the thermostat will automatically cut power to the unit. If the dryer stop during use, turn off the switch, unplug the unit, and allow it to cool. The thermostat will automatically reset after cooling.
During operation, never block the air inlet and outlet.

SWITCH SETTING

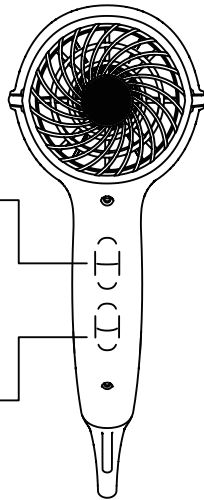
With 2 speeds and 3 heat settings, this dryer provides 6 different drying modes. Simply turn the switch to your desired setting combination.

HEAT SWITCH

Level 0 : Cool
Level I : Warm
Level II : Hot

SPEED SWITCH

Level 0 : Off
Level I : Low speed
Level II : High speed



④

SPECIFICATIONS

Model	HD101A/HD101Ai
Power	220V~50Hz 1200W
	220V-240V~50/60Hz 1200W-1500W
	125V~60Hz 1200W
Net Weight	550g (excluding power cord)
Noise	≤ 83 dB
Temperature	78 C Max
Package Includes	Dryer Nozzle Insulation Sleeve Manual

⑤

WARRANTY

- 1.Under normal use and proper maintenance, the main unit is warranted for one year. For non - household users with heavy workloads, such as pet shops and dog kennels, the warranty period is half a year. The user classification of this unit shall be determined by the disassembly inspection and evaluation of our company's maintenance department.
- 2.We do not provide free repairs for malfunctions caused by failure to use, maintain, and service the product in accordance with the instructions, or other human - caused factors, such as dropping and impact, water immersion, corrosion by strong acids or alkalis, inserting objects into the machine openings, violent shaking, long - term blockage of the rear cover and filter due to lack of cleaning, incorrect power supply voltage, placement near heat sources or high - temperature objects, wrong operation methods, use of inappropriate accessories, and unauthorized disassembly or improper assembly.
- 3.For products beyond the warranty period, our company will charge reasonable fees for repairs.
- 4.In case of problems, please contact our after - sales service center in a timely manner according to the phone number on the warranty card. After consultation, properly package the product and bring or send it to our company or an authorized maintenance network for inspection and repair.
- 5.Our company shall not be liable for damages caused by improper packaging by the customer during product delivery.
- 6.Our company is not responsible for pick - up and delivery services, nor for any freight charges to our company. For products within the warranty period, our company will bear the delivery cost from Shanghai to the customer's location, and the transportation method is not limited to air express; for products beyond the warranty period, our company will not bear the delivery cost.
- 7.Other consumable products, such as hoses, motors (including carbon brushes and rotors), can be purchased from our company for a fee and replaced by yourself according to the instructions. However, our company is not responsible for damages caused by improper operation during replacement by consumers.
- 8.Due to the continuous development and improvement of the product, our company reserves the right to modify and change the product description without prior notice.

Note: This warranty card is a necessary and valid repair certificate. Invoices, receipts, delivery orders, and shipment (warehouse) orders from the dealer are only used as auxiliary proof documents. The final interpretation right of this warranty detail belongs to SHERNBAO PET PRODUCTS MANUFACTURING Co., Ltd.

⑥